



Pallet Changer Model Guide for **YCM**® Machines



KEEP THE SPINDLE RUNNING!

MIDACO has Pallet Changers and Automatic Door Openers for YCM machining centers. Increase productivity and decrease down time with a MIDACO. **KEEP THE SPINDLE RUNNING!**

MIDACO Model Guide for **YCM** Machines



Series A16SD

A2216SD fits:
FV-50T



FV-56T



NXV-560A



See Also: Manual M2216FL*



Series A30SD

A3020SD fits:
NSV-66A



NMV-76A



See Also: Manual M3020FL*



Series A40SD

A4020SD fits:
NXV-1020A/AM



See Also: Manual M4020FL*

A4025SD fits:
NMV-106A



NSV-102A/AM



See Also: Manual M4025FL*



Series S40SD

AS4525SD fits:
TV-116B



TV-146B



See Also: Manual M4525FL*




Series A60SD

A6030SD fits:
NTV-158B




NXV-1380A



See Also: Manual M6030FL*

A6432SD fits:
NXV-1680A/B



TV-158B



Manual Pallet Changer N/A



Series A80SD

A8432SD fits:
TV 188B




A8440SD fits:
TV-2110B




Manual Pallet Changer N/A



Automatic Door Openers are available for Single and Double doors on Mills, Lathes and VMCs.



right side mount



A12060SD/120SDS shown on DCV-3016B

Series A80SD, A120SD & A160SD Single/Dual Pallet Changer

Includes: - 2 Shuttles (one on either side of VMC)
- 1 Pallet Per Shuttle

A8040SD/80SDS fits: DCV-2012A/B

A8680SD/80SDS fits: DCV-3021B

A12040SD/120SDS fits: TV-2610B

A12060SD/120SDS fits: DCV-3016B

A12088SD/120SDS fits: DCV-3025B

A16038SD/160SDS fits: DCV-4021B

A16063SD/160SDS fits: DCV-4016B

Manual Pallet Changer N/A

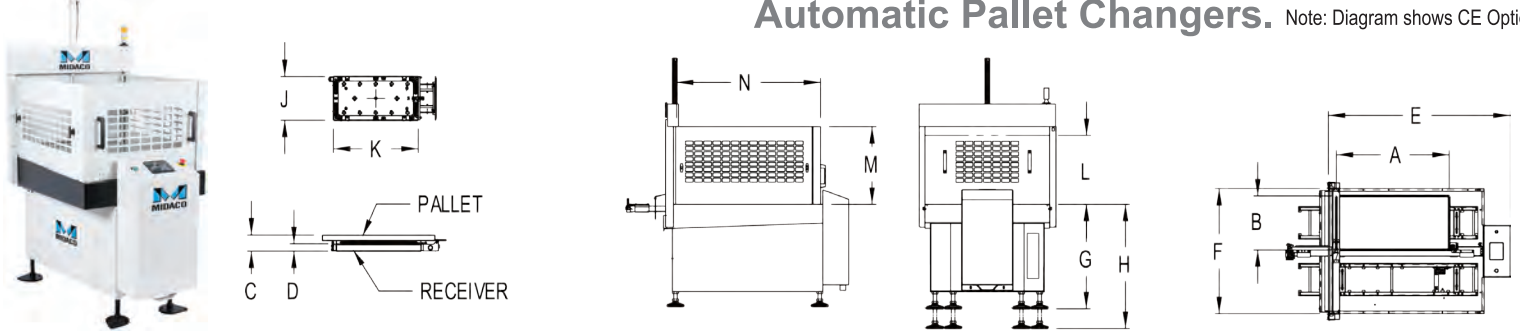


Manual Pallet Changers* are available in sizes from 16"x14" to 60"x30" or contact us for custom application.

*Manual Pallet Changer may require a Transfer Bridge depending on position of VMC control panel. Contact Midaco for quote.

Automatic Pallet Changer Specifications

CE Option is available on all Automatic Pallet Changers. Note: Diagram shows CE Option

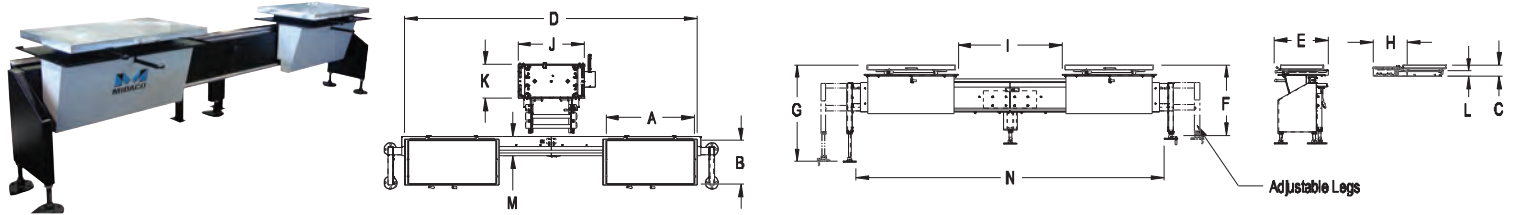


Automatic Series	A16SD		A30SD		A40SD		AS40SD		AS50SD		A50SD		A60SD		A80SD		A120SD		A150SD	
Specifications	lbs. / in	kg / mm	lbs. / in	kg / mm	lbs. / in	kg / mm	lbs. / in	kg / mm	lbs. / in	kg / mm	lbs. / in	kg / mm	lbs. / in	kg / mm	lbs. / in	kg / mm	lbs. / in	kg / mm	lbs. / in	kg / mm
Clamping Force*	4500	2043	5200	2360.8	5200	2360.8	7500	3405.0	7500	3405.0	15400	6991.6	15400	6991.6	20500	9307.0	20500	9307.0	20500	9307.0
Receiver Weight	95	43.1	243	110.3	243	110.3	243	110.3	243	110.3	594	269.7	594	269.7	1539	698.7	1400	635.6	1400	635.6
Pallet Thickness	1	25.4	1.5	38.1	1.5	38.1	2	50.8	2	50.8	2	50.8	2	50.8	2.5	63.5	2.5	63.5	2.5	63.5
Pallet Load Cap**	250-500	125-227	1000 †	454	1000 †	454	2000	908	2000	908	4000	1816	4000	1816	8000	3632	8000	3632	8000	3632
A (Pallet X Dim)	22-27	559-686	30	762	40	1016	45	1143	50	1270	50	1270	60-64	1524-1626	80-84	2032-2134	120	3048	150	3810
B (Pallet Y Dim)	14-15	356-381	15.5-19	394-483	19-24	483-610	24	609.6	19-24	483-610	24	609.6	24-39	610-991	29-39	737-991	29-39	737-991	31-49	787-1245
C	4.13	104.9	5.17	131.3	5.17	131.3	5.67	144.0	5.67	144.0	6.85	174.0	6.85	174.0	8.1	205.7	8.1	205.7	8.1	205.7
D	2.5	63.5	2.56	65.0	2.56	65.0	2.56	65.0	2.56	65.0	3.75	95.3	3.75	95.3	4.25	108.0	4.25	108.0	4.25	108.0
E	45	1143.0	54.5	1384.3	68	1727.2	74.8	1899.9	78	1981.2	78	1981.2	88	2235.2	120	3048.0	161	4089.4	183	4648.2
F	35.2	894.1	45	1143.0	45	1143.0	54.2	1376.7	57	1447.8	57	1447.8	67	1701.8	73-92.5	1854-2350	73-92	1854-2337	73-112	1854-2845
G (Min Height)	34.8	883.9	38	965.2	38	965.2	38	965.2	38	965.2	38	965.2	38	965.2	45	1143.0	38	965.2	38	965.2
H (Max Height)	44.8	1137.9	49	1244.6	49	1244.6	49	1244.6	49	1244.6	52	1320.8	52	1320.8	57-65	1448-1651	52	1320.8	52	1320.8
J (Receiver)	13	330.2	15.5	393.7	15.5	393.7	15.5	393.7	15.5	393.7	19.5	495.3	19.5	495.3	25.5	647.7	25.5	647.7	25.5	647.7
K (Receiver)	18	457.2	30	762.0	30	762.0	30	762.0	30	762.0	50	1270.0	50	1270.0	75	1905.0	75	1905.0	75	1905.0
L (Door Opening)	16	406.4	20	508.0	20	508.0	20	508.0	20	508.0	28	711.2	28	711.2	32	812.8	32	812.8	32	812.8
M (Optional CE Package)	20	508	24	609.6	24	609.6	30	762.0	30	762.0	30	762.0	30	762.0	30	762.0	30	762.0	30	762.0
N (Optional CE Package)	33	838.2	42	1066.8	51	1295.4	61	1549.4	61	1549.4	61	1549.4	71	1803.4	91-100	2540.0	141	3581.4	172	4368.8

*At 100PSI (6.9 bar) **At 120PSI (8.2 bar) † Optional 2000 lb (909kg) Pallet Load Capacity Patented. Specifications subject to change without notice.

Manual Pallet Changer Specifications

Note: Manual Pallet Changer may require a Transfer Bridge depending on position of VMC control panel. Contact Midaco for quote on a specific application.



Manual Series	M10FL		M20FL		M30FL		M40FL		M50FL		M60FL	
Specifications	lbs. / in	kg / mm	lbs. / in	kg / mm	lbs. / in	kg / mm	lbs. / in	kg / mm	lbs. / in	kg / mm	lbs. / in	kg / mm
Clamping Force*	4200	1906.8	4200	1906.8	5200	2360.8	5200	2360.8	5200	2360.8	5200	2360.8
Receiver Weight	80	36.3	80	36.3	243	110.3	243	110.3	243	110.3	243	110.3
Pallet Weight	***	***	***	***	***	***	***	***	***	***	***	***
Pallet Thickness	1	25.4	1	25.4	1.5	38.1	1.5	38.1	2	50.8	2	50.8
Pallet Load Cap**	300	136.2	300	136.2	1000 †	454	1000 †	454	1000 †	454	1000 †	454
A (Pallet X Dim)	16	406.4	20-22	508-559	30	762	40-45	1016-1143	50	1270	60	1524
B (Pallet Y Dim)	14	355.6	16-20	406-508	16-20	406-508	20-25	508-635	20-30	508-762	25-30	635-762
C	4.12	104.6	4.12	104.6	5.17	131.3	5.17-5.67	131-144	5.67	144.0	5.67	144.0
D	80	2032.0	80	2032.0	109	2768.6	133-162	3378-4115	162	4114.8	192	4876.8
E	20	508.0	20-23.5	508-597	25	635.0	25-34	635-864	25-34	635-864	34	863.6
F (Min Height)	29	736.6	29	736.6	34.5	876.3	35-40	889-1016	40	1016.0	40	1016.0
G (Max Height)	39	990.6	39	990.6	44	1117.6	45-51	1143-1295	51	1295.4	51	1295.4
H (this is VMC Specific)	-	-	-	-	-	-	-	-	-	-	-	-
I	30	762.0	30	762.0	39	990.6	47-58	1194-1473	58	1473.2	68	1727.2
J (Receiver)	14	355.6	14	355.6	30	762.0	30	762.0	30	762.0	30	762.0
K (Receiver)	13	330.2	13	330.2	15.5	393.7	15.5	393.7	15.5	393.7	15.5	393.7
L	2.5	63.5	2.5	63.5	2.56	65.0	2.56	65.0	2.56	65.0	2.56	65.0
M	6.5	165.1	6.5-8.5	165-215	10.2	259.08	10.02-13.25	259-337	10.2-13.25	259-337	13.25	336.55
N (Adjustable Min)	75	1905	75	1905	104	2641.6	133-163	3378-4140	163	4140.2	193	4902.2

*At 100PSI (6.9 bar) **At 120PSI (8.2 bar) † Optional 2000 lb (909kg) Pallet Load Capacity Patented. Specifications subject to change without notice.

Shown without Transfer Bridge



Shown with Transfer Bridge



MIDACO pallet systems are designed for machines with stationary guarding. Some machines require options or customization. Contact your sales representative to confirm model and specifications for all applications.



2000 E. Touhy Avenue
 Elk Grove Village, IL 60007 USA
 phone: 847.593.8420 fax: 847.593.8451
 email: midaco@midaco-corp.com

See how we fit your application
www.midaco-corp.com

